

# LSC1414DE

## ELECTRIC SCISSOR LIFT

Comply with CE standard



### Security and Intelligence

- Intelligent control system, real-time monitoring of equipment status;
- Multiple security protection to ensure personnel safety;
- Intelligent charging system to extend battery service life.

### Easy to Control

- Drivable at full height to improve working efficiency;
- The proportion drops and the descent moves smoothly;
- Forklift pocket, easy to load, unload and transport.

### Maintenance Friendly

- Self-lubricating sleeve;
- Swing-out tray on both sides, easy maintenance;
- Fault code indication to facilitate troubleshooting.

### Standard Features

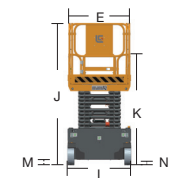
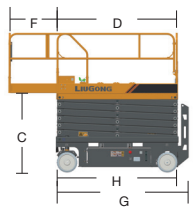
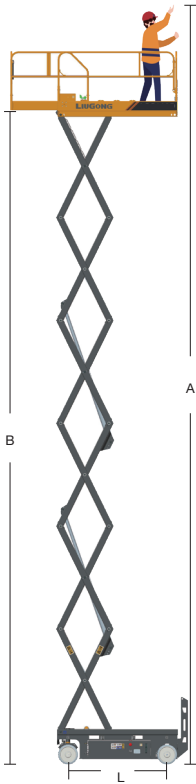
- Standard longitudinal forklift sprocket hole
- Standard lateral forklift sprocket hole
- Adjustable extension platform
- Active pothole protection
- All motion alarm
- Emergency lowering system
- Drop anti-clip function
- Side anti-collision function
- Charging protection system
- Emergency stop button
- Proportional control
- Acousto-optic warning lights
- Drivable at full height
- Folding guardrails
- Over tilt protective system



# LSC1414DE >>>



## Specifications



Item	Unit	LSC1414DE
Size		
A - Max.Work Height	m	16
B - Max.Platform Height	m	14
C - Min.Platform Height	m	1.66
D - Platform Length	m	2.88
E - Platform Width	m	1.34
F - Max.Platform Extension Length	m	1.35
G - Overall Length	m	3.14
H - Overall Length(Without Ladder)	m	2.9
I - Overall Width	m	1.4
J - Overall Height (Rails Up)	m	2.74
K - Overall Height (Rails Down)	m	1.97
L - Wheelbase	m	2.46
M - Ground Clearance (Stowed)	mm	150
N - Ground Clearance (Raised)	mm	20
Performance		
Rated Load on Working Platform	kg	350
Safe Working Load on Extended Platform	kg	136
Max. Occupants	/	3
Travel Speed (Stowed)	km/h	4
Travel Speed (Raised)	km/h	0.7
Turning Radius (Inside)	m	0.3
Turning Radius (Outside)	m	3.12
Up/Down Time	s	90/60
Max.Gradeability	/	25%
Max. Working Slope (Lateral/Vertical)	°	X1.5°/Y3°
Tire size	mm	381x127
Power		
Drive Motor	kW	1.74
Battery	/	300Ah
Charger	/	24V30A
Weight		
Total Weight	kg	3720



Swing-out Tray



Emergency Lowering System



Acousto-optic Warning Lights



Steering System



Extended Platform



Safety Overhaul Bracket



Folding Guardrails



Max.Gradeability 30%